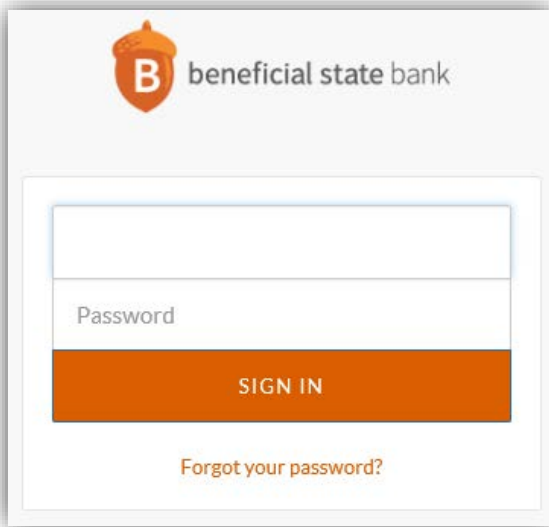


build something beautiful. |  beneficial state bank

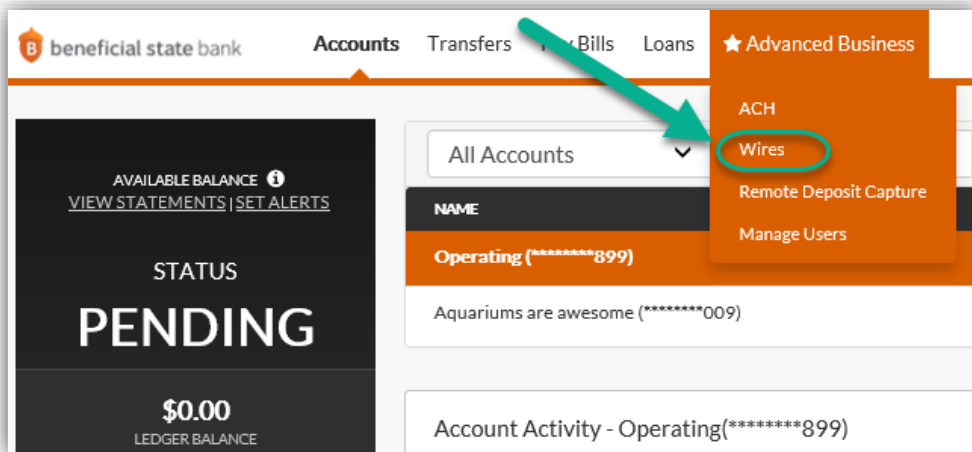
Wire Transfers

First Time User Guide

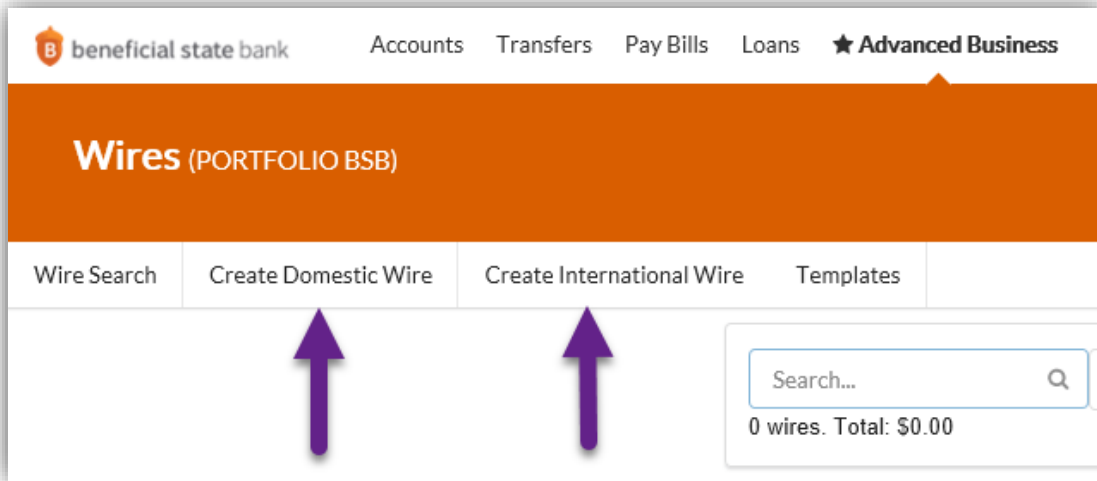
1. Log into Online Banking with your username and password.



2. Select Wires from the Advanced Business drop-down menu.



3. Click Create Domestic Wire or Create International Wire to send funds.



4. Enter the dollar amount and the Beneficiary Information.

Wire Amount

Valid amount required

To

Receiving Financial Institution / ABA

Beneficiary

Account

Name and House Number / Street

City **State** **Postal Code**

Country

Notes to Beneficiary

Beneficiary's Financial Institution ▾

From

Originator

Account

Name and House Number / Street

City **State** **Postal Code**

Country

5. Now that the wire has been created, it will show in the Wire Search list as Pending Other Approval. Please ask your dual approver (other online user) to click this wire to approve it.

beneficial state bank Accounts Transfers Pay Bills Loans **★ Advanced Business**

Wires (PORTFOLIO BSB)

Wire Search Create Domestic Wire Create International Wire Templates

This week ▾ show All ▾

1 wires. Total: \$20.00

Entry Date Time	OLB #	Amount	Status	Recv/Beneficiar...	Beneficiary	Originator Account	Originator	Release Date Ti...
08/29/2018 1:19...	16	\$20.00	Pending Other Approval	WASH MUT BA...	John Williams	Aquariums are a...	BSB TEST	

